

# RJ45 CAT6 12-PORT LOADED PATCH PANEL (110 TYPE)

**SKUS** C6-4512

## FEATURES

- 1U 12-Port Loaded RJ45 Category 6 Patch Panel, with T568A/B colour coded wiring patterns
- Rack-mountable, fits within any standard 19" rack or cabinet
- Use with 110 punch-down tool with keystones for terminating 22-26 AWG Cat6 cable
- Labels on the front provide space for adding identification, with an additional port numbering system on the front and rear of the patch panel
- Meets ANSI/EIA/TIA 568B AND ISO/IEC 11801 & EN50173 standards, RoHS compliant, Third Party Tested, and cETLus Intertek Listed
- Mounting hardware not included with patch panel

## MATERIALS

<b>FRONT PLATE</b>	Fireproof ABS UL-94V0
<b>PANEL</b>	Metal (SPCC)
<b>JACK</b>	8P8C 50 Micro-inches gold plated
<b>PCB</b>	FR-4 / UL-94V0
<b>IDC CAP</b>	Fireproof ABS UL-94V0
<b>IDC BODY</b>	Fireproof ABS UL-94V0
<b>IDC PIN</b>	Bronze & Tinned
<b>IDC DESCRIPTION</b>	For 22-26 AWG For 110 punch-down tool

## SPECIFICATIONS

<b>UL APPROVED   3P THIRD PARTY TESTED   ROHS COMPLIANT</b>	<b>INSULATION RESISTANCE</b>	500M ohms (min.)	
<b>MEETS C6 EIA/TIA 568A/B STANDARD   CETLUS CERTIFIED</b>	<b>CONTACT RESISTANCE</b>	20m ohms (max.)	
<b>IDC PUNCH DOWN CYCLE</b>	Over 250 Cycles (min.)	<b>CURRENT RATING</b>	1.5 Amps
<b>JACK INSERTION CYCLE</b>	Over 2000 Cycles (min.)	<b>DC RESISTANCE</b>	0.1 ohms (max.)
<b>OPERATION TEMPERATURE</b>	-40 — +70 Degrees Celsius	<b>WITHSTANDING VOLTAGE</b>	1000 VAC RMS @ 60Hz/1min
<b>TOLERANCE</b>	X ± 1   .X ± 0.2   .XX ± 0.15		

© PC Cable World. All rights reserved.

PC Cable World product specifications are subject to change without notice, but are accurate at the time of printing. Please contact a sales representative for a current specs. Please note that all physical specifications are nominal.

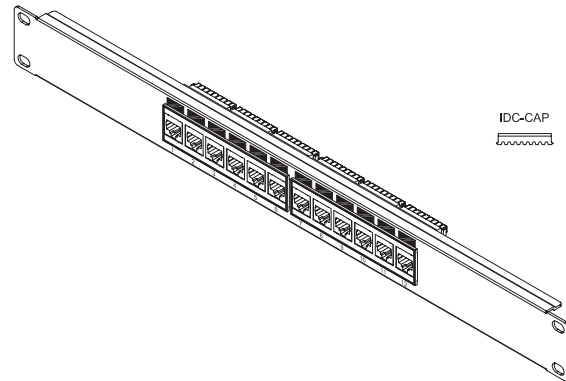
[www.pccableworld.com](http://www.pccableworld.com)



## AVAILABLE COLOURS



**SIZE (WxDxH)** 482 x 30 x 44 mm



# RJ45 CAT6 24-PORT LOADED PATCH PANEL (110 TYPE)

**SKUS** C6-4524

## FEATURES

- 1U 24-Port Loaded RJ45 Category 6 Patch Panel, with T568A/B colour coded wiring patterns
- Rack-mountable, fits within any standard 19" rack or cabinet
- Use with 110 punch-down tool with keystones for terminating 22-26 AWG Cat6 cable
- Labels on the front provide space for adding identification, with an additional port numbering system on the front and rear of the patch panel
- Meets ANSI/EIA/TIA 568B AND ISO/IEC 11801 & EN50173 standards, RoHS compliant, Third Party Tested, and cETLus Intertek Listed
- Mounting hardware not included with patch panel

## MATERIALS

<b>FRONT PLATE</b>	Fireproof ABS UL-94V0
<b>PANEL</b>	Metal (SPCC)
<b>JACK</b>	8P8C 50 Micro-inches gold plated
<b>PCB</b>	FR-4 / UL-94V0
<b>IDC CAP</b>	Fireproof ABS UL-94V0
<b>IDC BODY</b>	Fireproof ABS UL-94V0
<b>IDC PIN</b>	Bronze & Tinned
<b>IDC DESCRIPTION</b>	For 22-26 AWG For 110 punch-down tool

## SPECIFICATIONS

<b>UL APPROVED   3P THIRD PARTY TESTED   ROHS COMPLIANT</b>	<b>INSULATION RESISTANCE</b>	500M ohms (min.)	
<b>MEETS C6 EIA/TIA 568A/B STANDARD   CETLUS CERTIFIED</b>	<b>CONTACT RESISTANCE</b>	20m ohms (max.)	
<b>IDC PUNCH DOWN CYCLE</b>	Over 250 Cycles (min.)	<b>CURRENT RATING</b>	1.5 Amps
<b>JACK INSERTION CYCLE</b>	Over 2000 Cycles (min.)	<b>DC RESISTANCE</b>	0.1 ohms (max.)
<b>OPERATION TEMPERATURE</b>	-40 — +70 Degrees Celsius	<b>WITHSTANDING VOLTAGE</b>	1000 VAC RMS @ 60Hz/1min
<b>TOLERANCE</b>	X ± 1   .X ± 0.2   .XX ± 0.15		

© PC Cable World. All rights reserved.

PC Cable World product specifications are subject to change without notice, but are accurate at the time of printing. Please contact a sales representative for a current specs. Please note that all physical specifications are nominal.

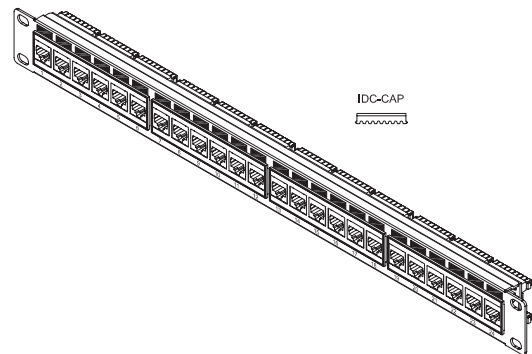
[www.pccableworld.com](http://www.pccableworld.com)



## AVAILABLE COLOURS



**SIZE (WxDxH)** 482 x 30 x 44 mm



# RJ45 CAT6 48-PORT LOADED PATCH PANEL (110 TYPE)

**SKUS** C6-4548

## FEATURES



- 2U 48-Port Loaded RJ45 Category 6 Patch Panel, with T568A/B colour coded wiring patterns
- Rack-mountable, fits within any standard 19" rack or cabinet
- Use with 110 punch-down tool with keystones for terminating 22-26 AWG Cat6 cable
- Labels on the front provide space for adding identification, with an additional port numbering system on the front and rear of the patch panel
- Meets ANSI/EIA/TIA 568B AND ISO/IEC 11801 & EN50173 standards, RoHS compliant, Third Party Tested, and cETLus Intertek Listed
- Mounting hardware not included with patch panel

## MATERIALS

<b>FRONT PLATE</b>	Fireproof ABS UL-94V0
<b>PANEL</b>	Metal (SPCC)
<b>JACK</b>	8P8C 50 Micro-inches gold plated
<b>PCB</b>	FR-4 / UL-94V0
<b>IDC CAP</b>	Fireproof ABS UL-94V0
<b>IDC BODY</b>	Fireproof ABS UL-94V0
<b>IDC PIN</b>	Bronze & Tinned
<b>IDC DESCRIPTION</b>	For 22-26 AWG For 110 punch-down tool

## SPECIFICATIONS

<b>UL APPROVED   3P THIRD PARTY TESTED   ROHS COMPLIANT</b>	<b>INSULATION RESISTANCE</b>	500M ohms (min.)	
<b>MEETS C6 EIA/TIA 568A/B STANDARD   CETLUS CERTIFIED</b>	<b>CONTACT RESISTANCE</b>	20m ohms (max.)	
<b>IDC PUNCH DOWN CYCLE</b>	Over 250 Cycles (min.)	<b>CURRENT RATING</b>	1.5 Amps
<b>JACK INSERTION CYCLE</b>	Over 2000 Cycles (min.)	<b>DC RESISTANCE</b>	0.1 ohms (max.)
<b>OPERATION TEMPERATURE</b>	-40 — +70 Degrees Celsius	<b>WITHSTANDING VOLTAGE</b>	1000 VAC RMS @ 60Hz/1min
<b>TOLERANCE</b>	X ± 1   .X ± 0.2   .XX ± 0.15		



## AVAILABLE COLOURS



**SIZE (WxDxH)** 482 x 30 x 88 mm

